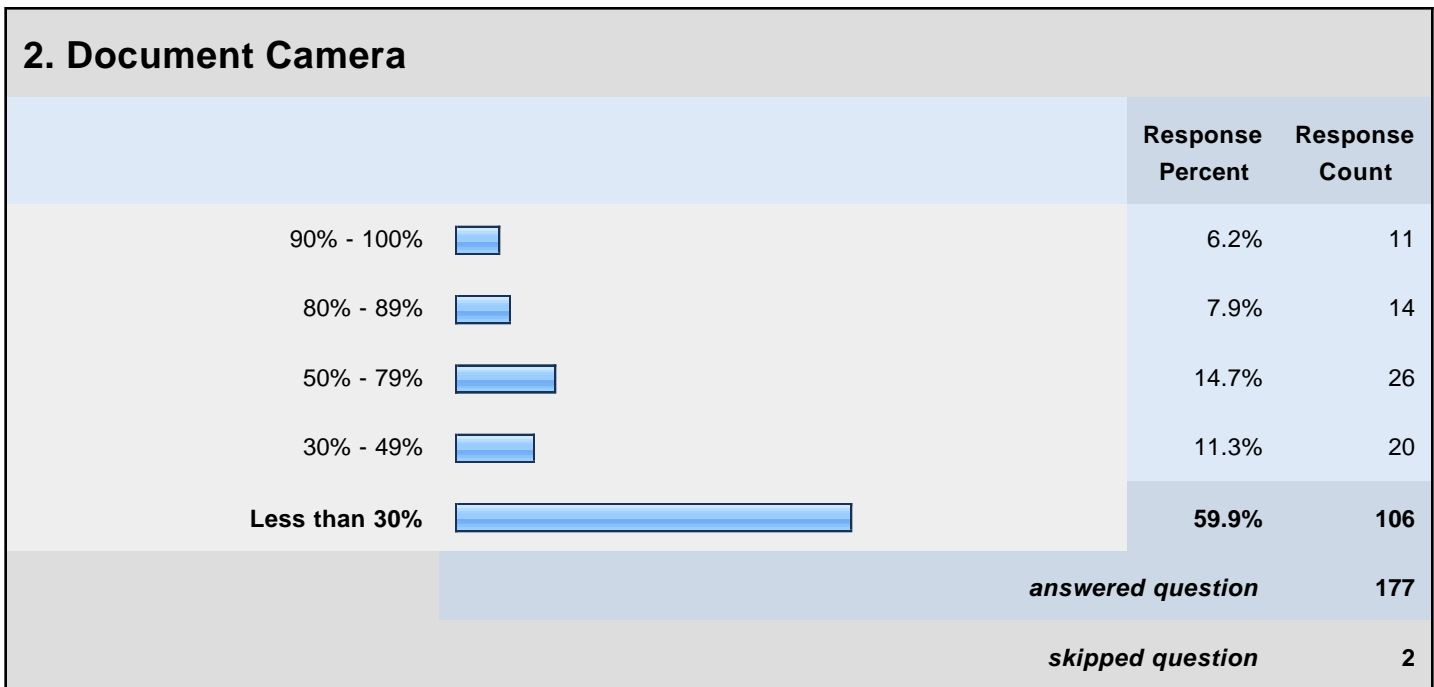
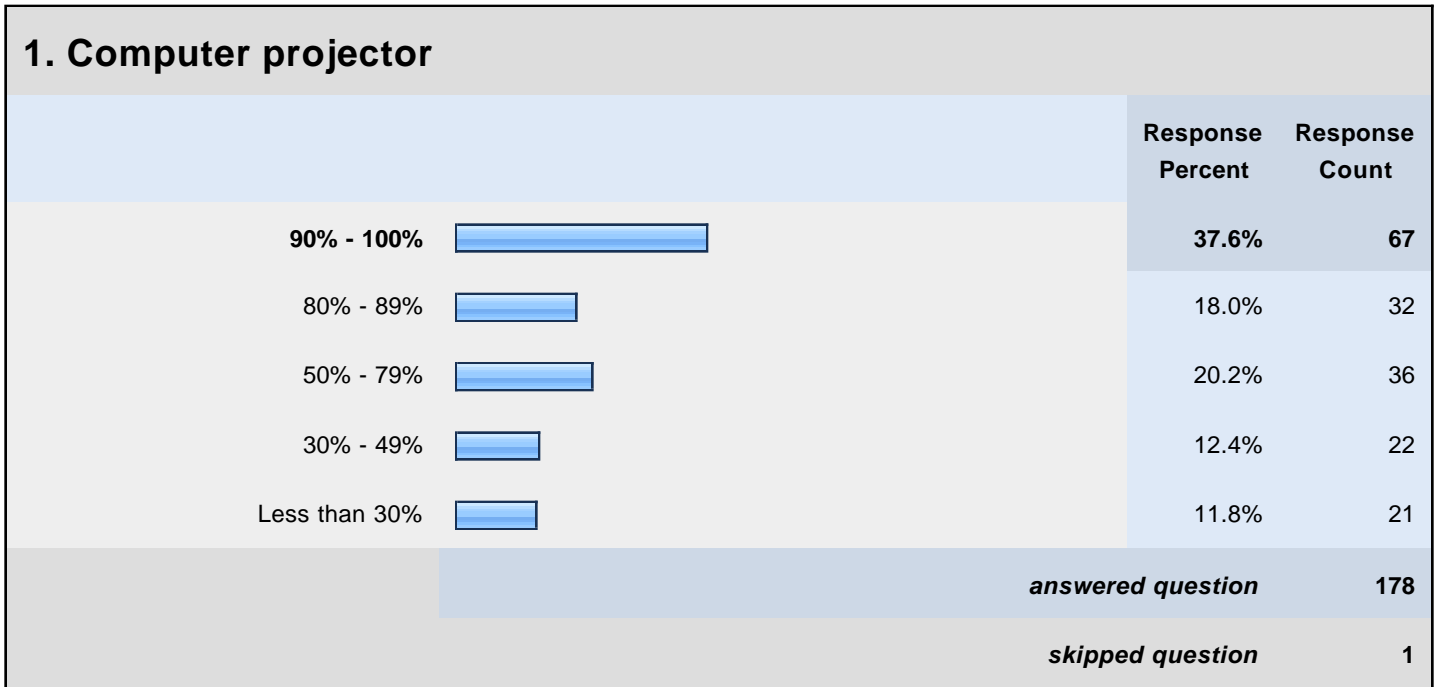












How Much Technology Is Really Used In The Classroom?








3. PowerPoint

		Response Percent	Response Count
90% - 100%		19.9%	35
80% - 89%		18.2%	32
50% - 79%		25.6%	45
30% - 49%		15.9%	28
Less than 30%		20.5%	36
answered question			176
skipped question			3

4. Internet For Research

		Response Percent	Response Count
90% - 100%		32.0%	57
80% - 89%		21.3%	38
50% - 79%		33.1%	59
30% - 49%		8.4%	15
Less than 30%		5.1%	9
answered question			178
skipped question			1

5. Web 2.0 (anything that has students create online content -- blogs, wiki's, videos, slideshows, etc.)

	Response Percent	Response Count
90% - 100% 	5.1%	9
80% - 89% 	5.6%	10
50% - 79% 	13.6%	24
30% - 49% 	20.3%	36
Less than 30% 	55.4%	98
<i>answered question</i>		177
<i>skipped question</i>		2

6. Please write any other ways you see teachers using technology in the classroom at your school or in your district:

	Response Count
	78
<i>answered question</i>	78
<i>skipped question</i>	101