

# TOK MINI EXHIBITION

Knowledge and the Knower  
Teacher: Marc Biefnot

# FIRST STEP: CHOOSE A PROMPT

- What is your prompt?
- Why did you choose it?
- Provide a short introduction about the contention around the prompt.
- What is the prompt questioning/challenging?
- What aspect of knowledge does it beg to explore?

## The 35 prompts in a word cloud!






## FIRST STEP: SOME GUIDING SENTENCES

- *The TOK prompt I have selected is: ...*
- *This exhibition explores this prompt by...*
- *This exhibition investigates how...*
- *We can see that this poses many challenges (to ... of knowledge), particularly because...*



## STEP 2: CHOOSE AN OBJECT

- Identify the **object** (What it is? What is its function or purpose relation to either **the production, the transmission or the application of knowledge?**)
- **Contextualise** it (Where would you find it? When?)
- What does it tell or question? (Anything controversial? Something straightforward? Does it raise doubts?)
- To whom does it matter? (Why is this object meaningful to you **as a knower?**)



Images from <https://tok2022.weebly.com/tok-exhibition.html> by An Gulinck





Diploma Programme subject in which this extended essay is registered: Economics  
(For an extended essay in the area of languages, state the language and whether it is group 1 or group 2.)

Title of the extended essay: "To what extent is the supply of labour in Singapore's finance industry inelastic?"


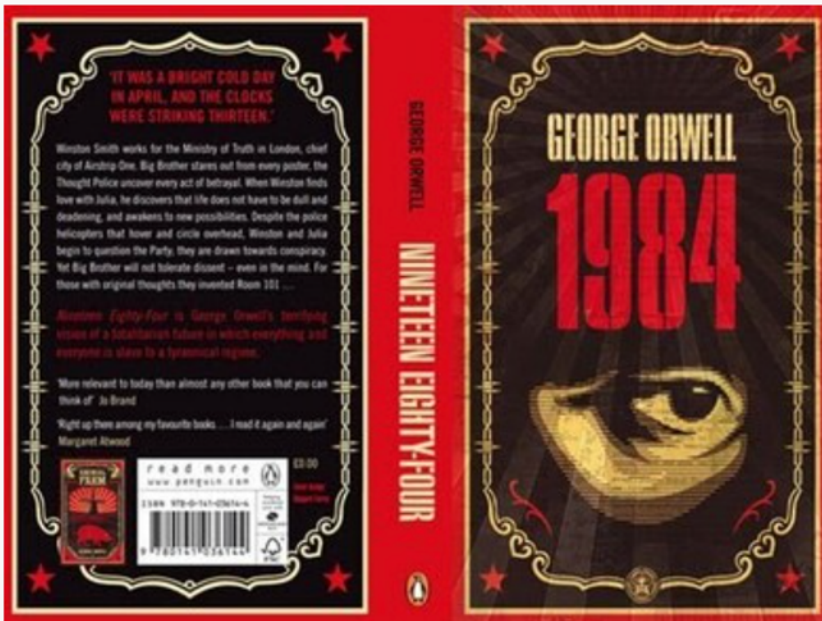
#### Candidate's declaration

*If this declaration is not signed by the candidate the extended essay will not be assessed.*

The extended essay I am submitting is my own work (apart from guidance allowed by the International Baccalaureate).

I have acknowledged each use of the words, graphics or ideas of another person, whether written, oral or visual.

I am aware that the word limit for all extended essays is 4000 words and that examiners are not required





## STEP 2: SOME GUIDING SENTENCES

- *This object is particularly interesting for this exhibition because ...*
- *This object also enriches this exhibition because ...*
- *This object was controversial because ...*
- *This object makes us think about whether ...*
- *I chose this object carefully to help show that ...*
- *This object is therefore included in this exhibition as an example of ...*
- *This object represents...*
- *This object serves to spread knowledge about...*

## STEP 3: PROVIDE A LINK BETWEEN YOUR OBJECT AND THE PROMPT

- **Why** choose this object?
- In particular, what does it say *about the prompt?*
- **Justify** your choice of this specific object and **link it** as precisely as you can **to the prompt.**

## STEP 3: SOME GUIDING SENTENCES

- *So in this particular case it wasn't only that [...], but also that ...*
- *I have also included this object in this exhibition because of how it represents me and the challenges around [...] that I have personally experienced ...*
- *Thinking about this object, I have realised that ...*
- *This object highlights that ...*



CHOOSE AN OBJECT  
THAT PERTAINS TO  
YOU BUT THAT CAN  
ALSO NATURALLY BE  
LINKED TO YOUR  
PROMPT!

---

